



Powered by



Registration and Submission Guidelines

log onto

challenge.dfcworld.com



PART 1

Registration Process



Type

challenge.dfcworld.com

in your browser and

double click

Google

challenge.dfcworld.com



All

Videos

News

Images

Maps

More ▾

Search tools

About 5,200 results (0.79 seconds)

I Can School Challenge

challenge.dfcworld.com/ ▾

Select Country. --Select--, Argentina, Australia, Benin, Bhutan, Brazil, Canada, Chile, China, Colombia, Denmark, Ecuador, France, Germany, Hong Kong, India ...

PART 1

STEP 1: Select your country and language to submit your story of change

NOTE: Registration details need to be filled in ENGLISH

DESIGN for CHANGE

I CAN
SCHOOL CHALLENGE

Change Country

REGISTER, SUBMIT YOUR

Select Country

India

Select Language

English

SUBMIT

LOGIN


Username

Password

Forgotten your password?

NEW USER?

SIGN UP





STEP 2:

Existing users fill in
your user ID and
password.

New users please click
sign up to move to the
next step

Change Country

REGISTER, UPLOAD & SUBMIT YOUR STORY!

LOGIN

User Id

bina.rani21@gmail.com

Password

.....



Forgotten your password?

SIGN IN



NEW USER ?

SIGN UP



USER PROFILE

COUNTRY & LANGUAGE

Country *

India

Language*

English



New users:
Select India as
country
choose your
preferred
language for
story
submission

CONTACT PERSON

Please type your **OWN**
full name and your
personal active mobile
number

First Name*

Binarani

Last Name *

Borgohain

Mobile Number*

9536271096

**NOTE: In case of
inaccurate mobile
number we will be
unable to communicate
with you**

USER CREDENTIALS

Type your active email-id and this will become your username.

Username (Your Email-id)*

binaraniborgohain@yahoo.com

Username available

Password*

.....

Retype Password *

.....



To move to next step please click sign up

SIGN UP

BACK

Choose ANY

PASSWORD

for yourself AND MAKE

A NOTE OF IT

Congratulations! Your registration is complete.

You will receive a confirmation email from us, on the registered email-id.

THIS ENDS YOUR REGISTRATION PROCESS

In case you have finished documenting your story you can click NEXT to begin your submission



SIGN UP SUCCESSFUL

THANK YOU

FOR REGISTRATION

NEXT



If you need some more time before starting your story submission, simply 'Log out'.

**COME BACK AND SIGN IN TO SUBMIT YOUR STORY
WHENEVER YOU ARE READY**



PART 2

Submission Process

Congratulations!
YOU can now start
submitting
your story.



[Edit Profile](#)
[Home](#)
[Start Story](#)
[Logout](#)

HOME

Name: Binarani Borgohain

Email: bina.rani21@gmail.com

Mobile: 7042463269

+ START YOUR STORY

Guidelines regarding Story Submission

- **We accept stories in 2 forms – A Photo Story or Video Story**
- **A photo story cannot contain more than a total of 16 images.**
- **A video story cannot be longer than 3 minutes.**
- **Video stories need to be uploaded on to YouTube, after which the YouTube link can be shared with us.**



NEW STORY

Choose your country
and language in which
you wish to submit
your story
of CHANGE

COUNTRY & LANGUAGE

Country

India

Language *

--Select--

Choose a language from the drop down to submit your story. English is not compulsory

YOUR STORY

Title of your story of change *

Life's a journey

Category*

EDUCATION

Cause*

SPORTS

Describe in brief what your story is about*

When do you plan to begin implementing your project of change?

Next Month

Give a title to your story of change. Choose category, cause and write a gist of the story. Also put an estimated time when do you plan to begin your project

Type the name of your school or organization, Next type the Mentor or Teacher's and Teacher's Mobile number and Email ID

MENTOR/TEACHER

School/Organization Name*

Jatiya Vidyalaya

Name of Mentor / Teacher *

Binarani Borgohain

Teacher's Mobile Number*

7042463269

Teacher's Email ID*

bina.rani21@gmail.com

CORE STUDENT TEAM OF 5

| NAME | AGE |
|------------------------|-----|
| Aishwarya | 11 |
| Bishal <u>Mazumdar</u> | 09 |
| Julie Moran | 10 |
| Samrat <u>Debnath</u> | 11 |
| <u>Himanshu</u> Shah | 10 |

List down the name of team members and their age in your group . Click I agree and submit to move to the next step

The stories submitted will become the property of DFC. They may be published or used in ways DFC may deem fit.

I AGREE

SUBMIT

ADDRESS INFORMATION

Address*

P/o. Margherita (Segunbari), Dist: Tinsukia,
Assam- 786181,

State*

Assam

City*

Tinsukia

Zip/Pin Code *

786181

Is your school located in a

City Town Village

Fill in your Address,
state, city, Pin Code
and the locality of your
school

SUBMISSION PROCESS

FOR PHOTO STORIES

FOR PHOTO STORIES

Stories can be documented and submitted in two formats

1) Video Story

2) Photo Story

Both these require you to answer questions on the 4 Steps of DFC

Feel- Imagine- Do – Share online into our site

In a Photo Story : you can add 4 photographs each for

Feel- Imagine- Do and Share

In a Video Story you can compile all your activities into a video,

3 minutes in duration (maximum)

Please choose the option you would like to submit your story in

Give a title to your story of change. Choose category, cause and write a gist of the story. Also put an estimated time when do you plan to begin your project

SUBMISSION FORMAT

Video Story Photo Story



1. List the challenges or problems in your surroundings (school,neighbourhood etc.) that bothered you.*

2. State the problem chosen to work and why.*

3. Who were the people affected by the problem? What were their primary concerns? *

STEP 1:
It is important to answer each question in each section, to be able to successfully submit your story of change



STEP 2

1. List ALL the different solutions you came up with. *

2. Which solution from those listed above did you choose to implement and why? *



STEP 3


1. Describe very briefly the process of implementing your solution(s). *

2. What was the result or impact of your project? *


3. A) How many people were impacted by your solution(s)? *

0-10 10-20 20-50 More than 100

B) What did the impacted people have to say about your project? Provide 2 quotes or testimonials: *



4. What challenges did you encounter while implementing your project, and how did you overcome them? *



5. How long did it take to implement your solution? *

- 0-7 Days** **7-15 Days** **15-30 Days**
- MORE THAN 30 DAYS**


SUBMISSION PROCESS

FOR VIDEO STORIES

How to upload your video on YouTube

- Once you have finished making your three minute video you need to upload
- the video on YOUTUBE.COM
- Begin by signing into www.youtube.com
- Click the 'Upload' button at the top of the page.
- Before you start uploading the video, you can choose the video privacy settings.
- Make sure you choose to make your video public, so that it is visible to everyone.
- Click 'Publish' to finish uploading your video.
- Copy the link of your video and paste it (once you are submitting your story) onto the
- given space, on the DFC Challenge Portal. (*Picture inserted in next slide*)
- For more information [view this video](#)









DFC Drip irrigation

 **Nandini Sood**

86 views

- Up next Autoplay
-  **Jalyukta Shivar Abhiyan 'Ek Mahatvakankshi Jalsandharan Karyakram' _ जलयुक्त शिवार**
by Doordarshan Sahyadri
686 views
 -  **Some Best Old Creative Indian Ads (Collection)**
by prabhu Extreme
Recommended for you
 -  **Jalyukta Gaon Abhiyan**
by Creative People
456 views
 -  **जलयुक्त शिवार योजना**
by Pankaja Gopinath Munde
589 views
 -  **FPV Flug , Eine Bewässerungsanlage mit Spy 600 GoPro Hero3+ Zenmuse H3-3D**
by RC MEDIA WORLD
725 views
 -  **Pon Vilaiyum Bhoomi 08/09/2014 Part-I**
by dd agriculture
615 views



STEP 4
SHARE

Paste your YouTube link
here



1. Upload your video on YouTube and paste the YouTube link of your video here: *


2. How did you share your project with your school and community? Who did you share your project with? What was their response? *

3. Approximately how many people did you share your story of change with? *

- 0-10 10-20 20-50 More than 100

**Don't forget to preview
your story before you
submit.**

4. Briefly share your plan to sustain the impact of your project? *



PREVIEW YOUR STORY

Briefly share your plan to sustain the impact of your project?

Planting trees in our neighborhood as well



You can now click
'SUBMIT YOUR STORY'
to move to the final
step of submission

SUBMIT YOUR STORY

EDIT YOUR STORY

Click **'EDIT YOUR STORY'** if you
want to make any changes

SUBMISSION PROCESS

FOR PHOTO STORIES

PART 2:
It is important to
answer each question
in each section, to be
able to successfully
submit your story of
change

Life is a journey


Please answer the following questions to complete your submission.



1. List the challenges or problems in your surroundings (school,neighbourhood etc.) that bothered you.*

2. State the problem chosen to work and why.*

3. Who were the people affected by the problem? What were their primary concerns?*



In each category you can upload a maximum of 4 pictures only.

Upload your pictures here



**Upload
Photo 1**

**Upload
Photo 2**

**Upload
Photo 3**

**Upload
Photo 4**

2. Approximately how many people did you share your story of change with? *

- 0-10 10-20 20-50 More than 100

3. Briefly share your plan to sustain the impact of your project? *

Planting trees



**Upload
Photo 2**

**Upload
Photo 3**

**Upload
Photo 4**

PREVIEW YOUR STORY

**Please preview your
story before you
submit**



Finally click 'SUBMIT YOUR STORY' to move to the final step of submission

Approximately how many people did you share your story of change with?

20-50

Briefly share your plan to sustain the impact of your project?

Planting trees



SUBMIT YOUR STORY

EDIT YOUR STORY

Click 'EDIT YOUR STORY' if you want o make any changes



Click **NEXT**.
You will receive an
automated reply
confirming your
submission

SIGN UP SUCCESSFUL

THANK YOU

FOR REGISTRATION

NEXT

We are eagerly looking forward to your stories of change.

If you need more clarification, please feel free to

Call us at [09599916181](tel:09599916181)

or write to us at india@dfcworld.com

Lets get every child to say “I CAN”.

Thank you!!!

Team DFC